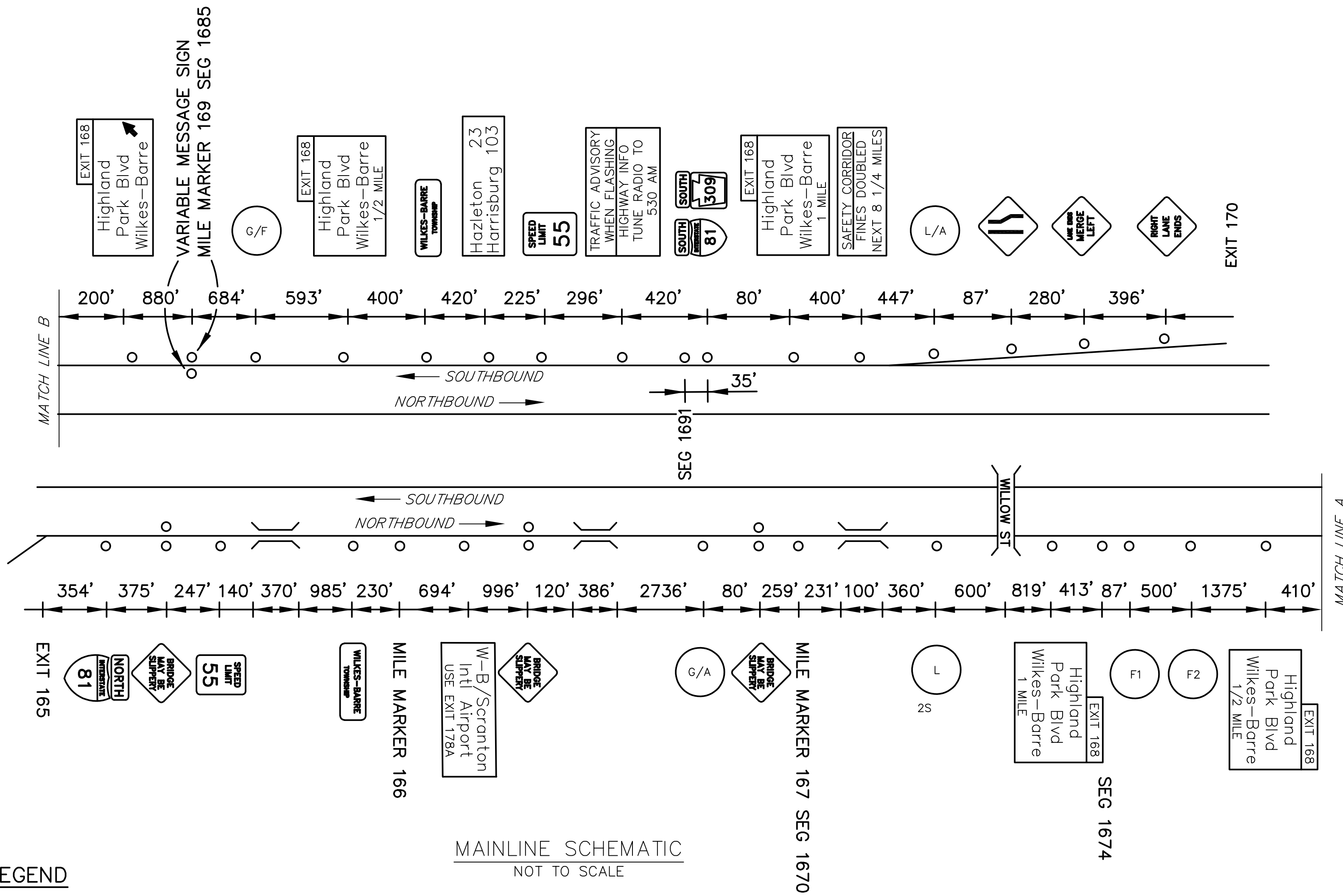


TABULATION OF QUANTITIES		
ITEM	UNIT	QUANTITY
POST MOUNTED SIGNS, TYPE A, LOGO	SQ.FT.	
POST MOUNTED SIGNS, TYPE A, LOGO (MODIFIED)	SQ.FT.	
POST MOUNTED SIGNS, TYPE C, LOGO	SQ.FT.	
BREAKAWAY SYSTEMS	EACH	
* STEEL S OR W BEAM POSTS	LBS.	-
LOGO SIGN MOUNTING	EACH	-
LOGO SIGN MOUNTING, RESET	EACH	-
REMOVAL OF POST MOUNTED MOTORIST SERVICE SIGNS, TYPES A & E	EACH	-
REMOVAL OF POST MOUNTED MOTORIST SERVICE SIGNS, TYPES B, C & F	L.S.	-

* APPROXIMATE QUANTITY FOR INFORMATION ONLY

SYMBOLS	
○	Existing Sign to Remain
△	Existing Sign to be Removed
□	Existing Sign Reset as Shown
■	Existing Sign Foundation
●	NEW SIGN
×	FUTURE SIGN
∅	Existing Utility Pole



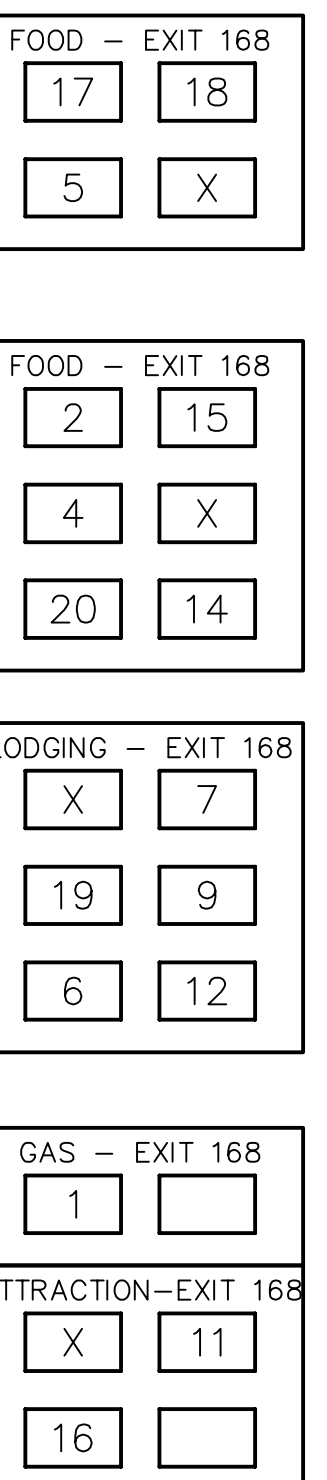
MAINLINE SCHEMATIC
NOT TO SCALE

LEGEND
2S - GUIDE RAIL

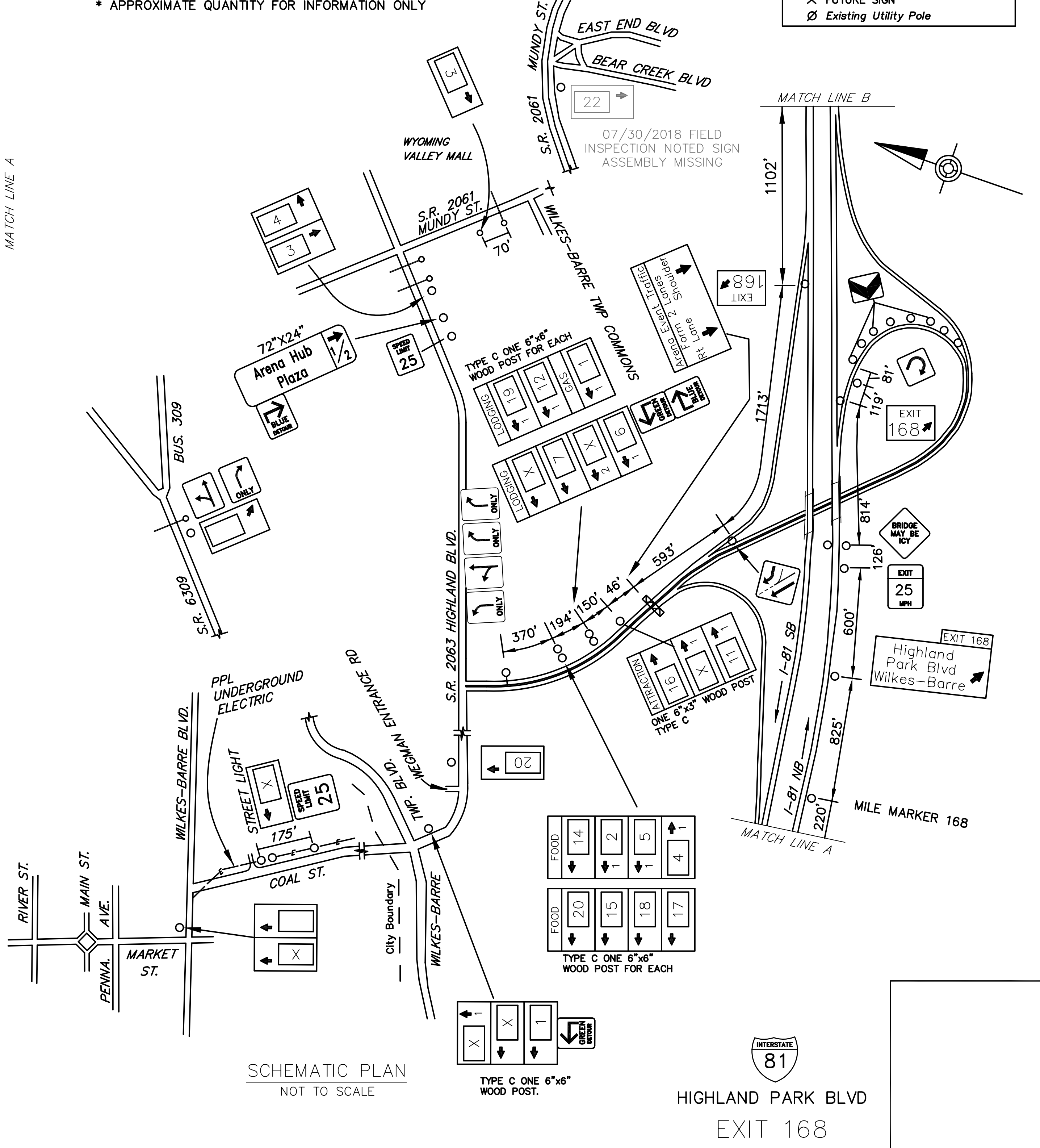
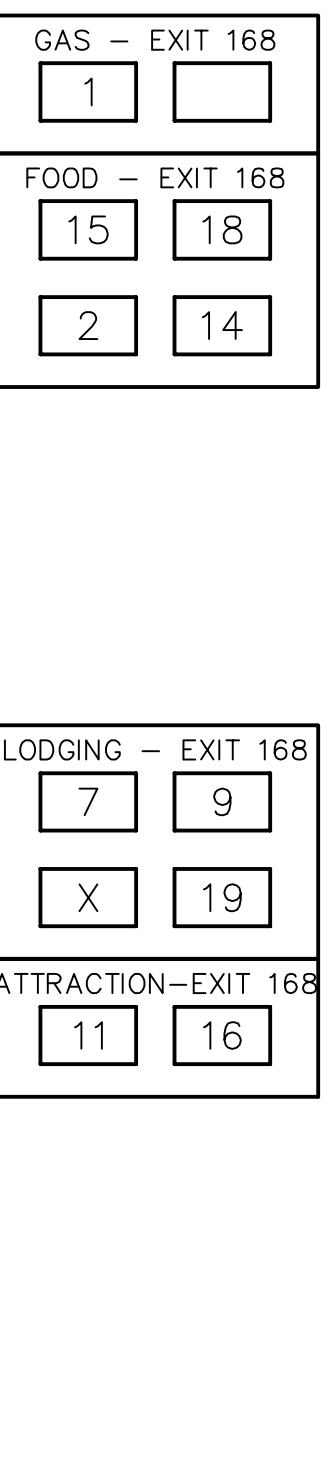
FREEWAY LANE CLOSURES & RESTRICTIONS ONLY PERMITTED BETWEEN 9:00 PM AND 6:00 AM MONDAY THRU FRIDAY. WORK ALONG FREEWAY PERMITTED BETWEEN 9:00 AM AND 2:30 PM, UNLESS OTHERWISE APPROVED BY ENGINEERING DISTRICT. DO NOT WORK DURING HOLIDAY PERIODS. IF APPLICABLE, REINSTALL GUIDERAIL AT END OF EACH DAY.

EXIT 168 SPECIFIC INFORMATION PANEL				
LEGEND	DIRECTION	BUSINESS	LOGO NO.	
GAS	NB/SB	SHEETZ	1	
		GROTTO PIZZA	4	
FOOD	NB	WENDY'S	17	
		STARBUCKS	5	
		CHICK-FIL-A (CLOSED SUNDAYS)	14	
		WEGMAN'S MARKET CAFE	2	
		RED ROBIN	15	
		CRACKER BARREL	18	
LODGING	NB/SB	APPLEBEE'S	20	
		NB	HOME 2 SUITES	12
			COURTYARD - MARRIOTT	6
		MOTEL 6	7	
		NB/SB	HAMPTON INN & SUITES	19
RESIDENCE INN & SUITES	9			
ATTRACTION	NB	ARENA HUB PLAZA	11	
	NB/SB	MOHEGAN SUN ARENA	16	

NB SIGNS



SB SIGNS



SCHEMATIC PLAN
NOT TO SCALE

INTERSTATE 81
HIGHLAND PARK BLVD
EXIT 168