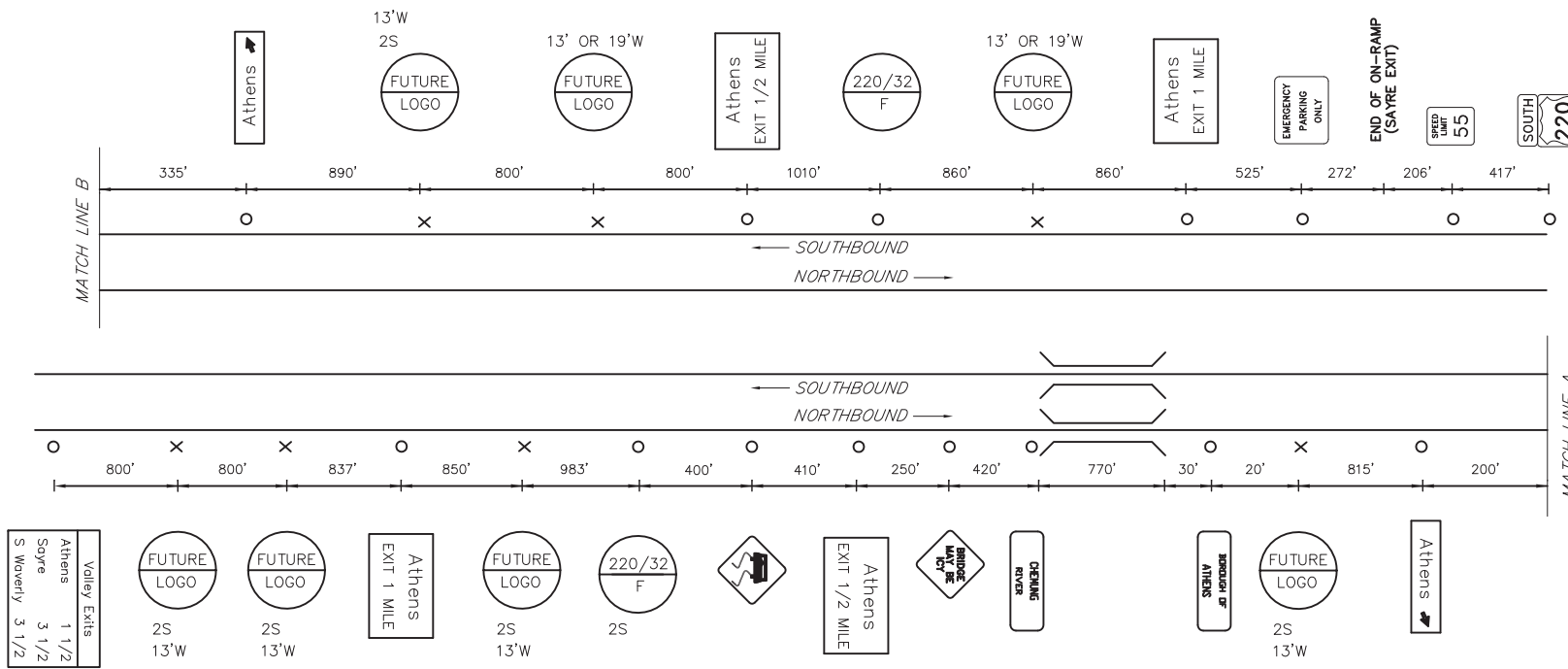


DISTRICT	COUNTY	ROUTE	PROJECT	SHEET
3-0	BRADFORD	US-220		
ATHENS TOWNSHIP & ATHENS BOROUGH				
REVISIONS				

TABULATION OF QUANTITIES		
ITEM	UNIT	QUANTITY
POST MOUNTED SIGNS, TYPE A, LOGO	SQ.FT.	
POST MOUNTED SIGNS, TYPE B, LOGO	SQ.FT.	
BREAKAWAY SYSTEMS	EACH	
* STEEL S OR W BEAM POSTS	LBS.	
LOGO SIGN MOUNTING	EACH	
REMOVAL OF POST MOUNTED MOTORIST SERVICE SIGNS, TYPES A & E	EACH	
REMOVAL OF POST MOUNTED MOTORIST SERVICE SIGNS, TYPES B, C & F	L.S.	


\* APPROXIMATE QUANTITY FOR INFORMATION ONLY

SYMBOLS	
○	Existing Sign to Remain
△	Existing Sign to be Removed
□	Existing Sign Reset as Shown
●	NEW SIGN
×	FUTURE SIGN
∅	Existing Utility Pole



MAINLINE SCHEMATIC  
NOT TO SCALE

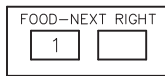
Valley Exits	
Athens	1 1/2
Savre	3 1/2
S Waverly	3 1/2



ATHENS SPECIFIC INFORMATION PANEL			
SIGN NUMBER	LEGEND	BUSINESS	LOGO. NO.
220/A F NB	FOOD	WENDY'S #1-011	1
220/A F SB			

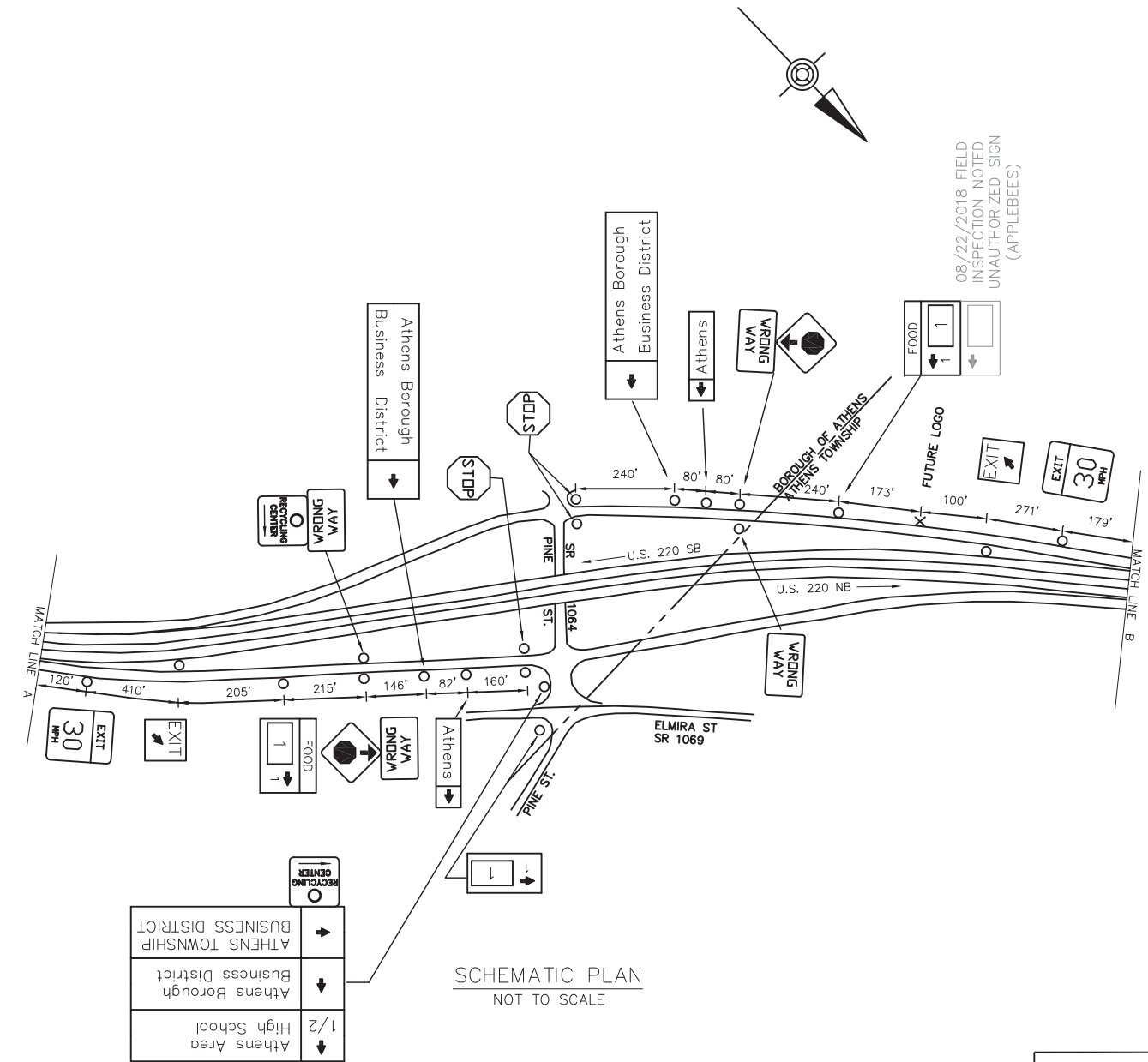
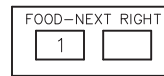
NB SIGNS

6'Hx13'W  
FUTURE 13'H  
W16x36  
B650 - #2, #1



SB SIGNS

6'Hx13'W  
FUTURE 14'H  
W12x26  
B650 - #1, #1



SCHEMATIC PLAN  
NOT TO SCALE



S.R. 1064 PINE ST.  
ATHENS