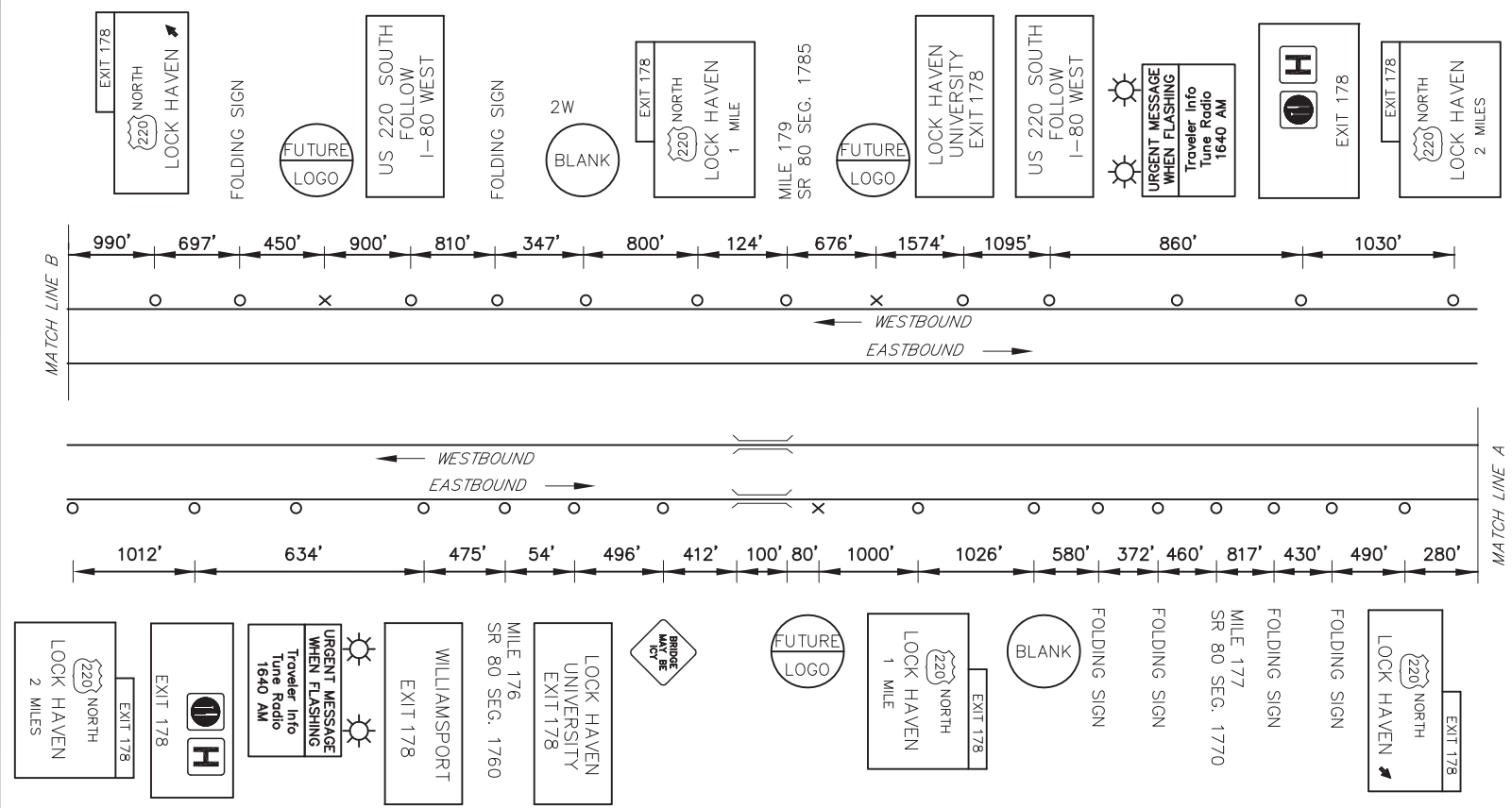


DISTRICT	COUNTY	ROUTE	PROJECT	SHEET
2-0	CLINTON	I-80	LAMAR TOWNSHIP REVISIONS	

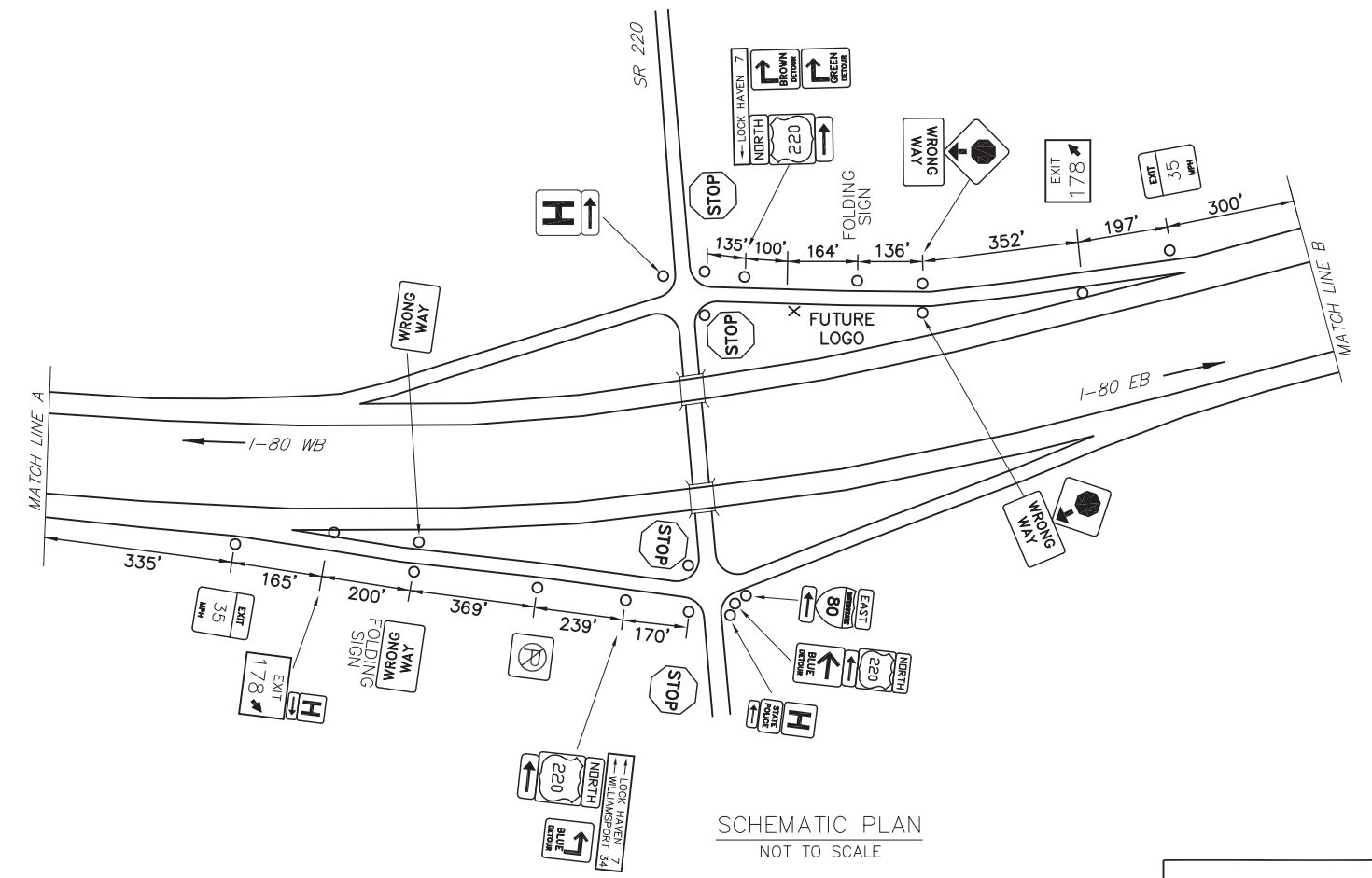
TABULATION OF QUANTITIES		
ITEM	UNIT	QUANTITY
POST MOUNTED SIGNS, TYPE A, LOGO	SQ.FT.	—
POST MOUNTED SIGNS, TYPE B, LOGO	SQ.FT.	—
POST MOUNTED SIGNS, TYPE C, LOGO	SQ.FT.	—
BREAKAWAY SYSTEMS	EACH	—
* STEEL S OR W BEAM POSTS	LBS.	—
LOGO SIGN MOUNTING	EACH	—
FLAT SHEET PANEL REPLACEMENT	SQ.FT.	—
EXTRUDED PANEL REPLACEMENT	SQ.FT.	—
REMOVAL OF POST MOUNTED MOTORIST SERVICE SIGNS, TYPES B, C & F	L.S.	—

* APPROXIMATE QUANTITY FOR INFORMATION ONLY

SYMBOLS	
○	Existing Sign to Remain
△	Existing Sign to be Removed
□	Existing Sign Reset as Shown
●	NEW SIGN
×	FUTURE SIGN
⊙	Existing Utility Pole



MAINLINE SCHEMATIC
NOT TO SCALE



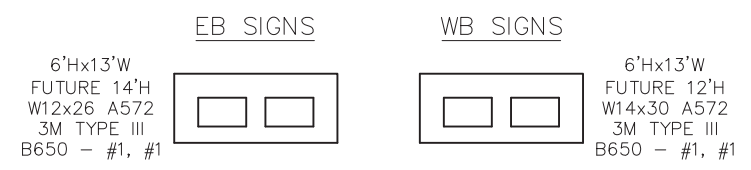
SCHEMATIC PLAN
NOT TO SCALE

LEGEND

2W - GUIDE RAIL

FREEWAY LANE CLOSURES & RESTRICTIONS ONLY PERMITTED BETWEEN 9:00 PM AND 6:00 AM MONDAY THRU FRIDAY. WORK ALONG FREEWAY PERMITTED BETWEEN 9:00 AM AND 2:30 PM, UNLESS OTHERWISE APPROVED BY ENGINEERING DISTRICT. DO NOT WORK DURING HOLIDAY PERIODS. IF APPLICABLE, REINSTALL GUIDERAIL AT END OF EACH DAY.

EXIT 178 SPECIFIC INFORMATION PANEL			
LEGEND	DIRECTION	BUSINESS	LOGO. NO.



D:\BIDS\BIDS\2005\2-0\1\DRAWINGS\PERMITS\DISTRICT 02\CLINTON - I-80\2-00-SR220-IBL-EXIT 178 PLAN
 1/24/2005 2:56 PM