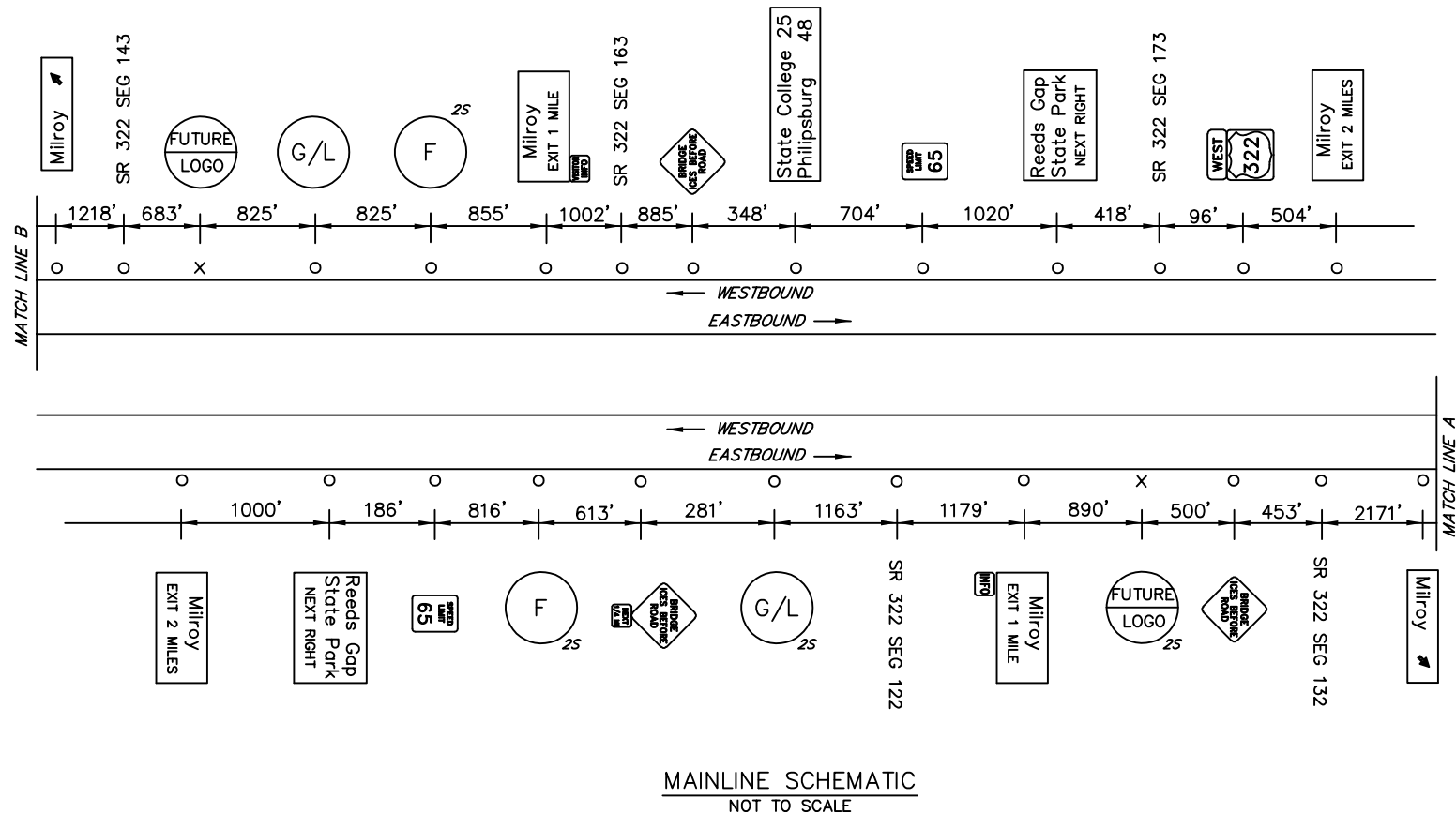


DISTRICT	COUNTY	ROUTE	PROJECT	SHEET
2-0	MIFFLIN	US 322	ARMAGH & BROWN TOWNSHIP	
ARMAGH & BROWN TOWNSHIP				

ITEM	UNIT	QUANTITY
POST MOUNTED SIGNS, TYPE A, LOGO	SQ.FT.	
POST MOUNTED SIGNS, TYPE A, LOGO (MODIFIED)	SQ.FT.	-
POST MOUNTED SIGNS, TYPE C, LOGO	SQ.FT.	
BREAKAWAY SYSTEMS	EACH	
* STEEL S OR W BEAM POSTS	LBS.	
LOGO SIGN MOUNTING	EACH	-
LOGO SIGN MOUNTING, RESET	EACH	-
REMOVAL OF POST MOUNTED MOTORIST SERVICE SIGNS, TYPES A & E	EACH	
REMOVAL OF POST MOUNTED MOTORIST SERVICE SIGNS, TYPES B, C & F	L.S.	

* APPROXIMATE QUANTITY FOR INFORMATION ONLY

○	Existing Sign to Remain
△	Existing Sign to be Removed
□	Existing Sign Reset as Shown
●	NEW SIGN
X	FUTURE SIGN



LEGEND

2S - GUIDE RAIL

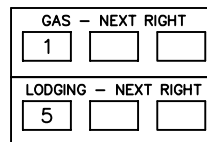
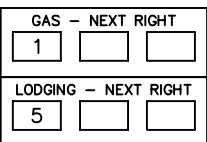
FREEWAY LANE CLOSURES & RESTRICTIONS ONLY PERMITTED BETWEEN 9:00 PM AND 6:00 AM MONDAY THRU FRIDAY.
 WORK ALONG FREEWAY PERMITTED BETWEEN 9:00 AM AND 2:30 PM, UNLESS OTHERWISE APPROVED BY ENGINEERING DISTRICT.
 DO NOT WORK DURING HOLIDAY PERIODS.
 IF APPLICABLE, REINSTALL GUIDERAIL AT END OF EACH DAY.

LEGEND	DIRECTION	BUSINESS	LOGO NO.
GAS	EB/WB	RUTTER'S (DIESEL)	1
FOOD	EB/WB	RUTTER'S (24 HRS)	4
LODGING	EB/WB	BEST WESTERN	5

EB SIGNS

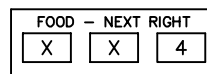
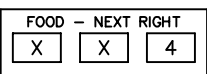
WB SIGNS

12'Hx19'W
FUTURE 14'H
W12x26 A572
3M TYPE III
B650 - #2, #2

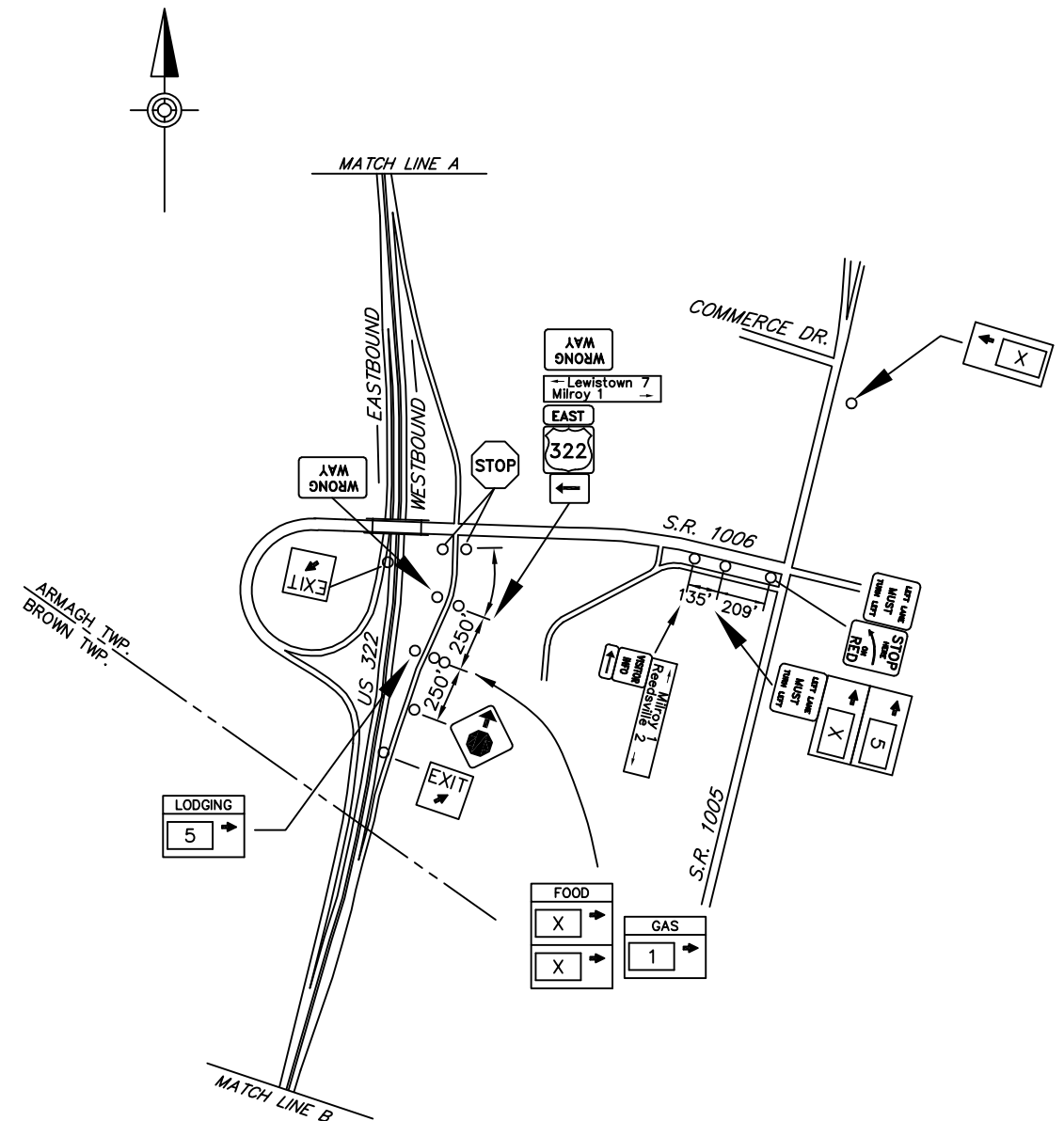


12'Hx19'W
FUTURE 14'H
W12x26 A572
3M TYPE III
B650 - #2, #2

6'Hx19'W
FUTURE 14'H
W12x26 A572
3M TYPE III
B650 - #2, #2



6'Hx19'W
FUTURE 10'H
W14x30 A572
3M TYPE III
B650 - #2, #1



SCHEMATIC PLAN
NOT TO SCALE

