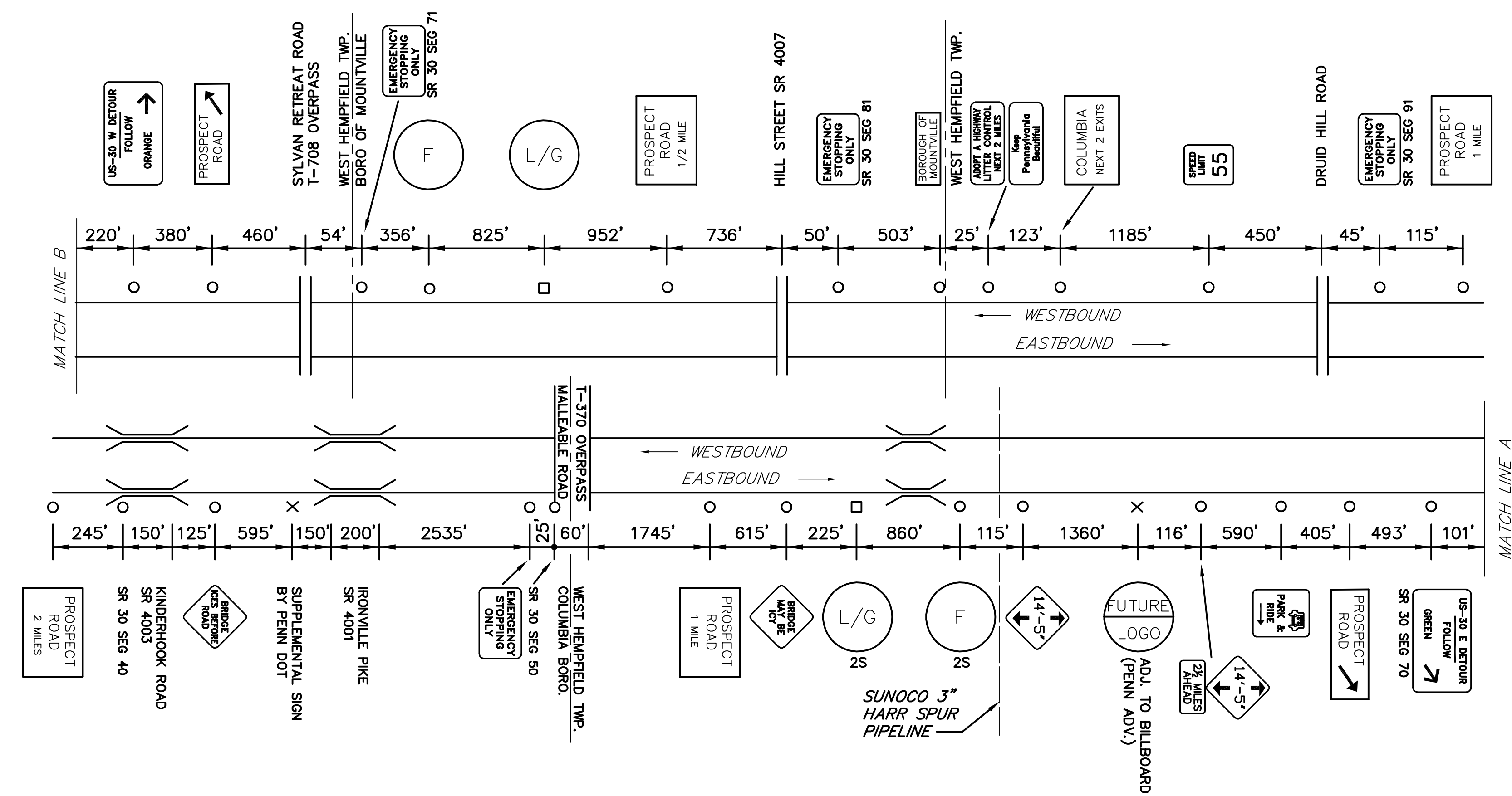


DISTRICT	COUNTY	ROUTE	PROJECT	SHEET
8-0	LANCASTER	US 30	WEST HEMPFIELD TOWNSHIP & MOUNTVILLE BOROUGH REVISIONS	

TABULATION OF QUANTITIES		
ITEM	UNIT	QUANTITY
POST MOUNTED SIGNS, TYPE A, LOGO	SQ.FT.	
POST MOUNTED SIGNS, TYPE B, LOGO	SQ.FT.	
POST MOUNTED SIGNS, TYPE C, LOGO	SQ.FT.	
BREAKAWAY SYSTEMS	EACH	
* STEEL S OR W BEAM POSTS	LBS.	
LOGO SIGN MOUNTING	EACH	
REMOVAL OF POST MOUNTED MOTORIST SERVICE SIGNS, TYPES B, C & F	L.S.	

* APPROXIMATE QUANTITY FOR INFORMATION ONLY

SYMBOLS	
○	Existing Sign to Remain
△	Existing Sign to be Removed
◻	Existing Sign Reset as Shown
●	NEW SIGN
×	FUTURE SIGN

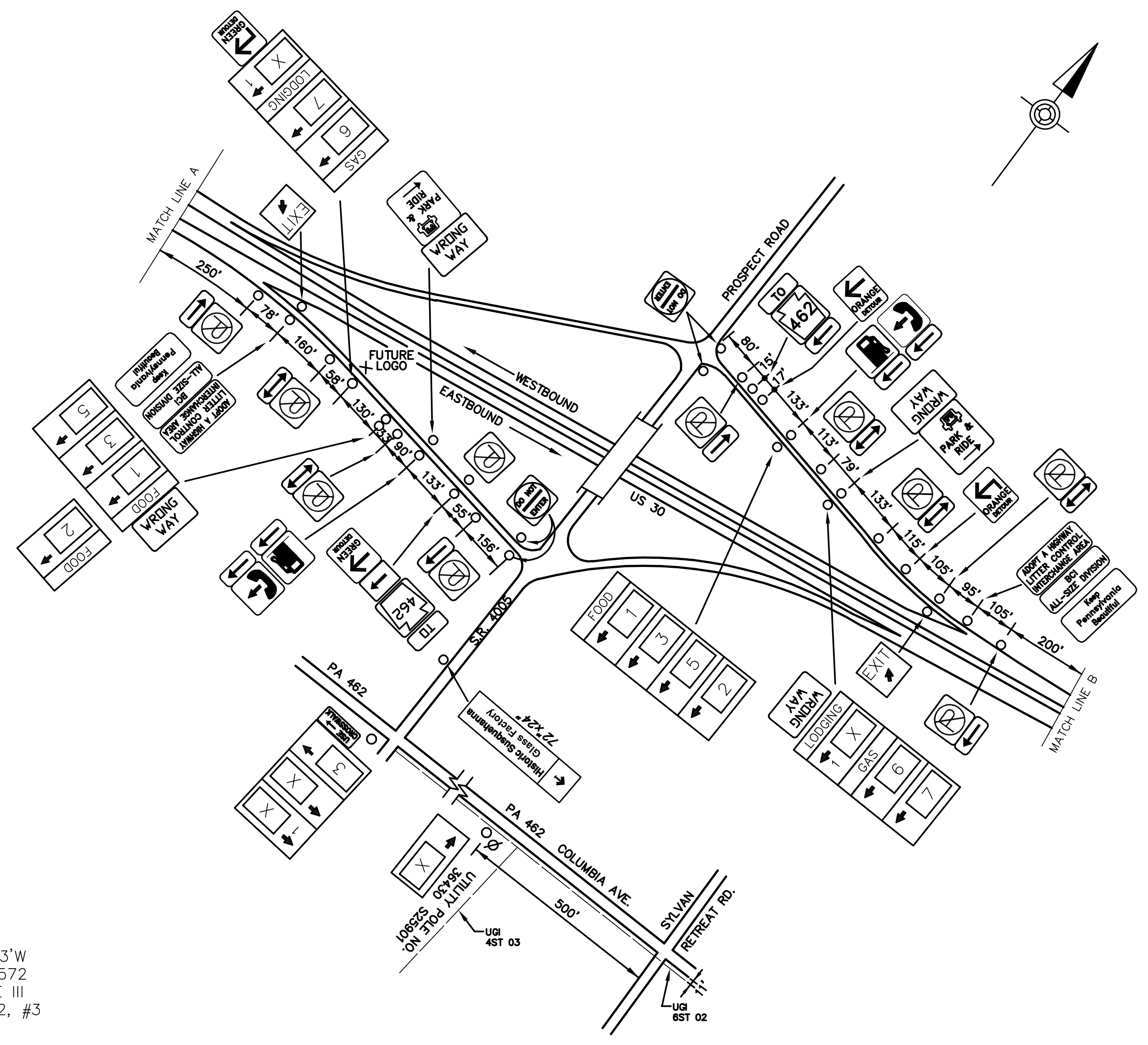
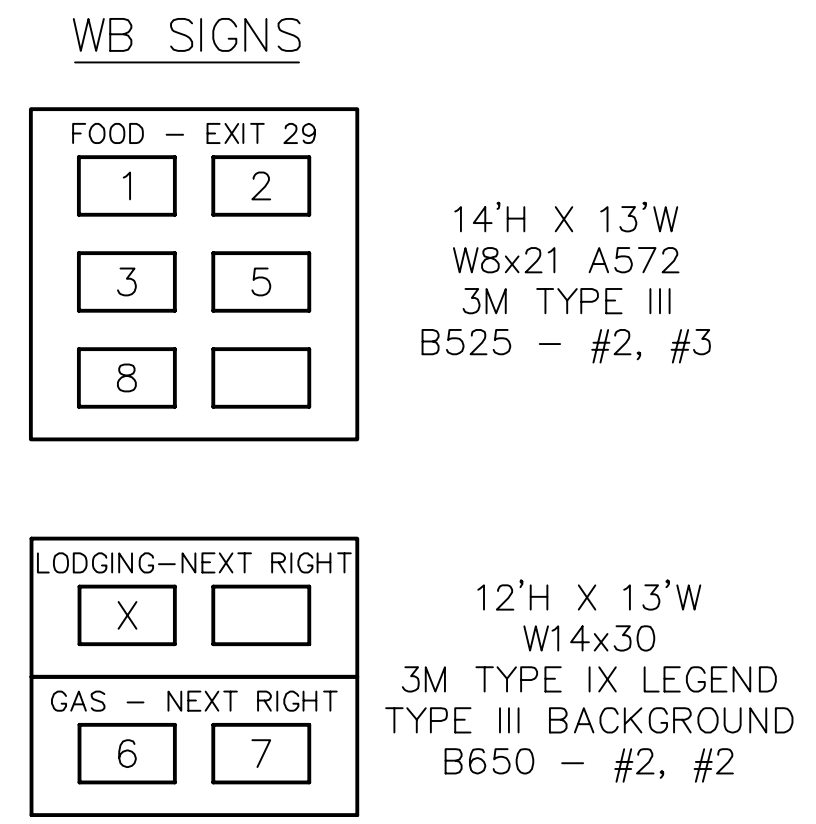
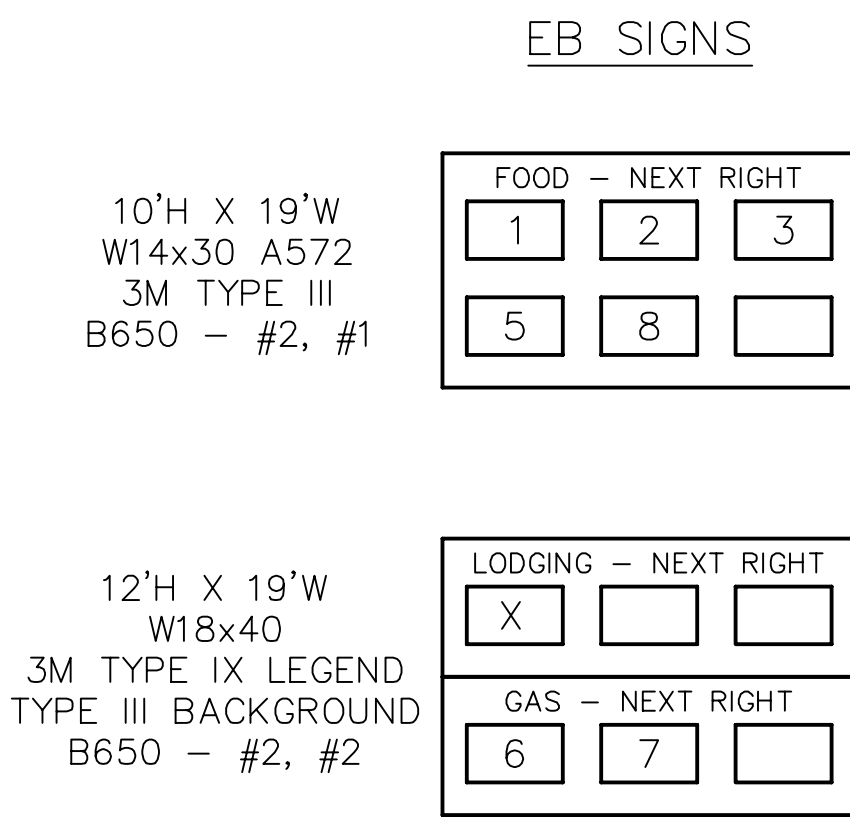


MAINLINE SCHEMATIC
NOT TO SCALE

LEGEND
2S - GUIDE RAIL

FREEWAY LANE CLOSURES & RESTRICTIONS ONLY PERMITTED BETWEEN 9:00 PM AND 6:00 AM MONDAY THRU FRIDAY. DO NOT WORK DURING HOLIDAY PERIODS.

PROSECT ROAD SPECIFIC INFORMATION PANEL			
LEGEND	DIRECTION	BUSINESS	LOGO NO.
GAS	EB/WB	SHEETZ (DIESEL)	6
		TURKEY HILL	7
FOOD	EB/WB	WENDY'S	1
		McDONALD'S	3
		SHEETZ	5
		TURKEY HILL	2
LODGING	EB/WB	DUNKIN'	8



SCHEMATIC PLAN
NOT TO SCALE

30
S.R. 4005
PROSPECT ROAD

D:\DATA\FILES\PROJECTS\LANCASTER\DRAWINGS\PERMITS\DISTRICT 8\LANCASTER - 36\US-30-SHIFX\US30_PROSPECT RD
 JAN 27 2025 10:48 AM