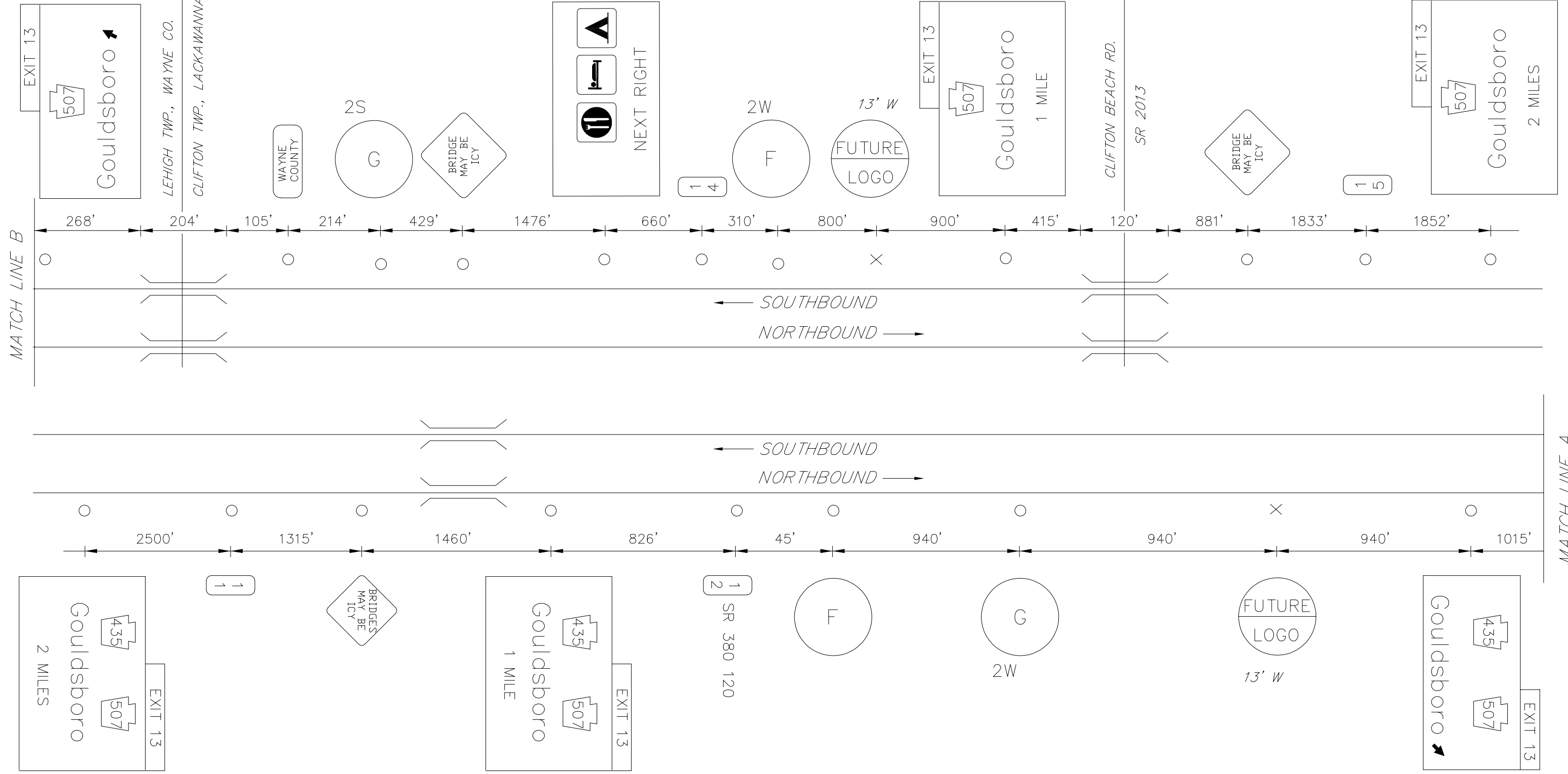


DISTRICT	COUNTY	ROUTE	PROJECT	SHEET
5-0	MONROE	I-380		
COOLBAUGH TOWNSHIP				
4-0	LACKAWANNA			
CLIFTON TOWNSHIP				
REVISIONS				

SYMBOLS	
	Existing Sign to Remain
	Existing Sign to be Removed
	Existing Sign Reset as Shown
	NEW SIGN
	FUTURE SIGN
	Existing Utility Pole

TABULATION OF QUANTITIES		
ITEM	UNIT	QUANTITY
POST MOUNTED SIGNS, TYPE A, LOGO	SQ.FT.	
POST MOUNTED SIGNS, TYPE B, LOGO	SQ.FT.	
POST MOUNTED SIGNS, TYPE C, LOGO	SQ.FT.	
BREAKAWAY SYSTEMS	EACH	
* STEEL S OR W BEAM POSTS	LBS.	
LOGO SIGN MOUNTING	EACH	
REMOVAL OF POST MOUNTED MOTORIST SERVICE SIGNS, TYPES A & E	EACH	
REMOVAL OF POST MOUNTED MOTORIST SERVICE SIGNS, TYPES B, C & F	L.S.	

\* APPROXIMATE QUANTITY FOR INFORMATION ONLY



MAINLINE SCHEMATIC  
NOT TO SCALE

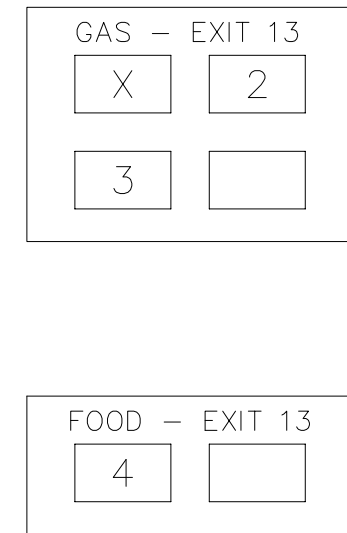
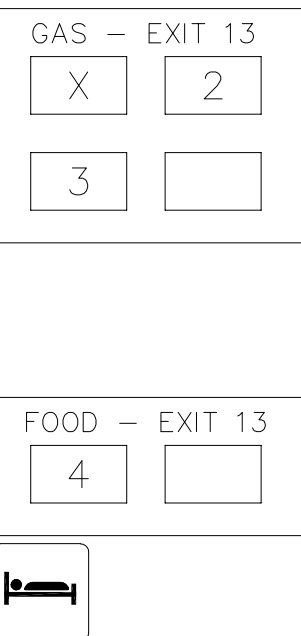
**LEGEND**

2S/2W - GUIDE RAIL

EXIT 13 SPECIFIC INFORMATION PANEL			
LEGEND	DIRECTION	BUSINESS	LOGO NO.
GAS	NB/SB	EXXON (24 HRS/DIESEL)	2
		ONVO TRAVEL PLAZA	3
FOOD	NB/SB	BURGER KING	4

**NB SIGNS**

**SB SIGNS**

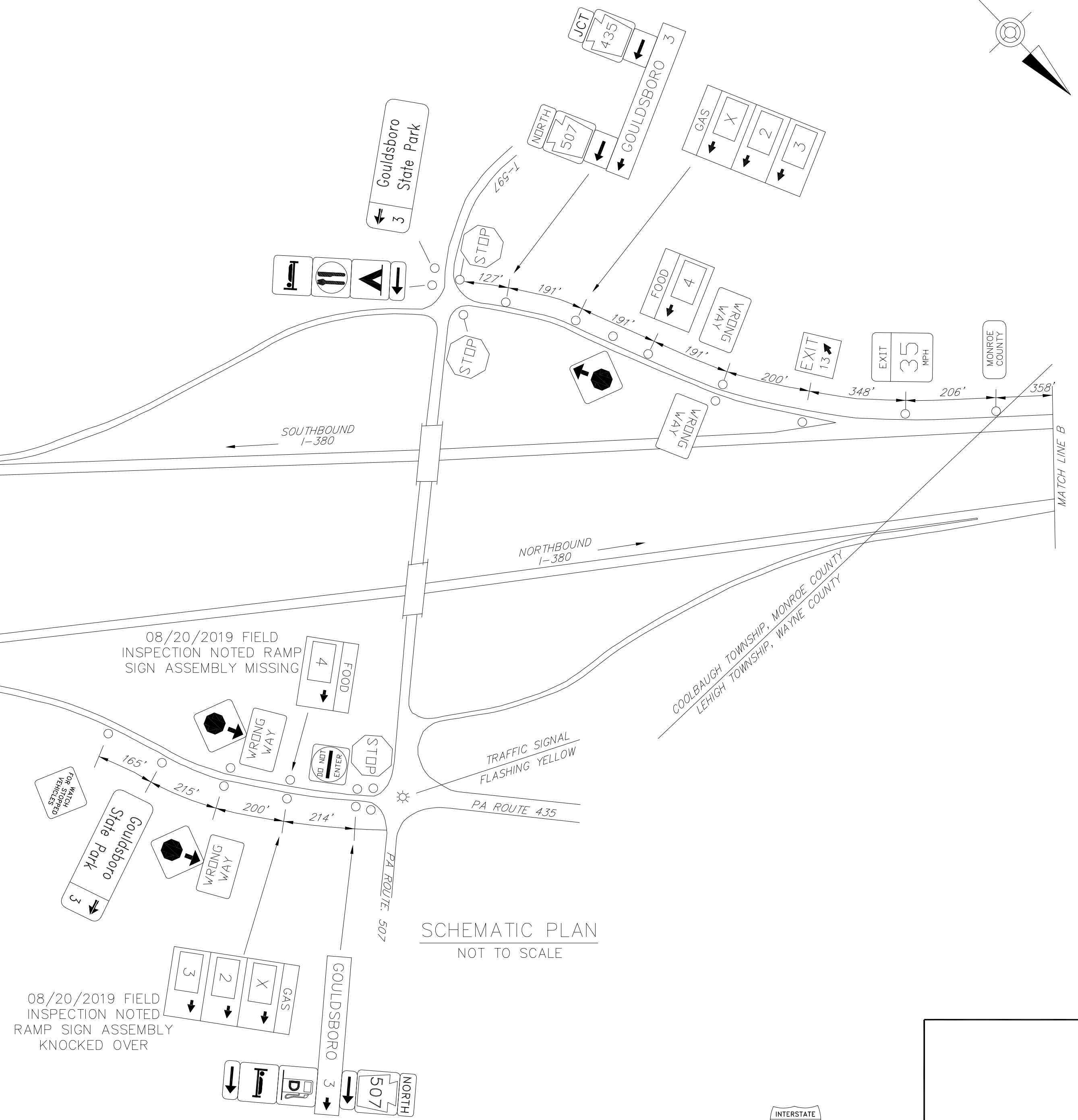


10'Hx13'W  
FUTURE 16'H  
W18x40  
TYPE IX LEGEND  
TYPE III  
BACKGROUND  
B650 - #2, #2

6'Hx13'W  
W6x12 A572  
TYPE IX LEGEND  
TYPE III  
BACKGROUND  
B525 - #2, #2

10'Hx13'W  
FUTURE 12'H  
W8x21 A572  
3M TYPE III  
B525 - #1, #1

6'Hx13'W  
FUTURE 18'H  
W18x40  
TYPE IX LEGEND  
TYPE III  
BACKGROUND  
B650 - #2, #1



SCHEMATIC PLAN  
NOT TO SCALE



GOULDSBORO  
EXIT 13