

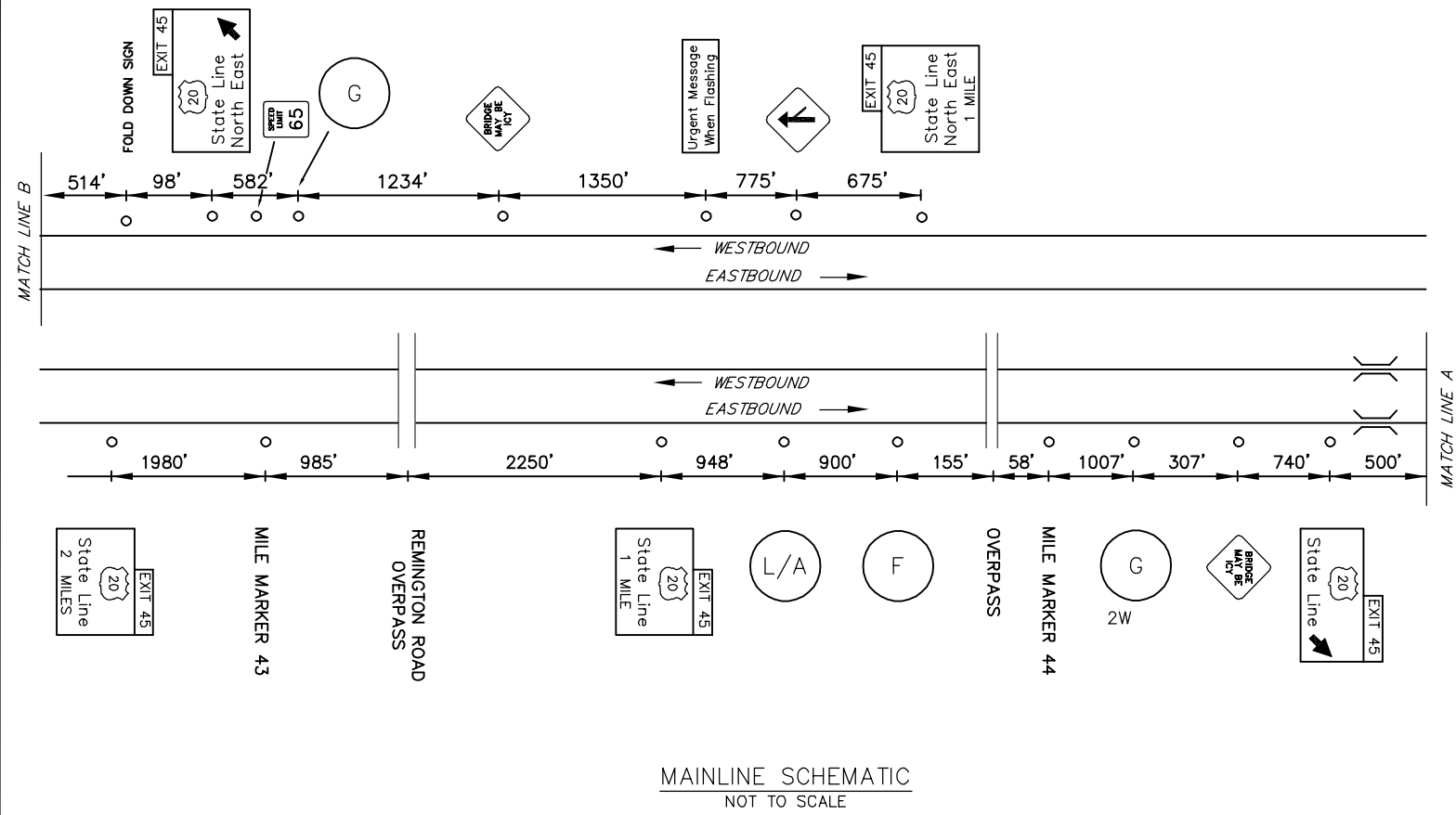
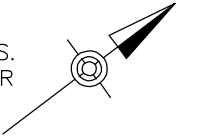
DISTRICT	COUNTY	ROUTE	PROJECT	SHEET
1-0	ERIE	I-90		
NORTH EAST TOWNSHIP				
REVISIONS				

TABULATION OF QUANTITIES		
ITEM	UNIT	QUANTITY
POST MOUNTED SIGNS, TYPE A, LOGO	SQ.FT.	--
POST MOUNTED SIGNS, TYPE B, LOGO	SQ.FT.	--
POST MOUNTED SIGNS, TYPE C, LOGO	SQ.FT.	--
BREAKAWAY SYSTEMS	EACH	--
* STEEL S OR W BEAM POSTS	LBS.	--
LOGO SIGN MOUNTING	EACH	--
FLAT SHEET PANEL REPLACEMENT	SQ. FT.	--
EXTRUDED PANEL REPLACEMENT	SQ. FT.	--
REMOVAL OF POST MOUNTED MOTORIST SERVICE SIGNS, TYPES B, C & F	L.S.	--

* APPROXIMATE QUANTITY FOR INFORMATION ONLY

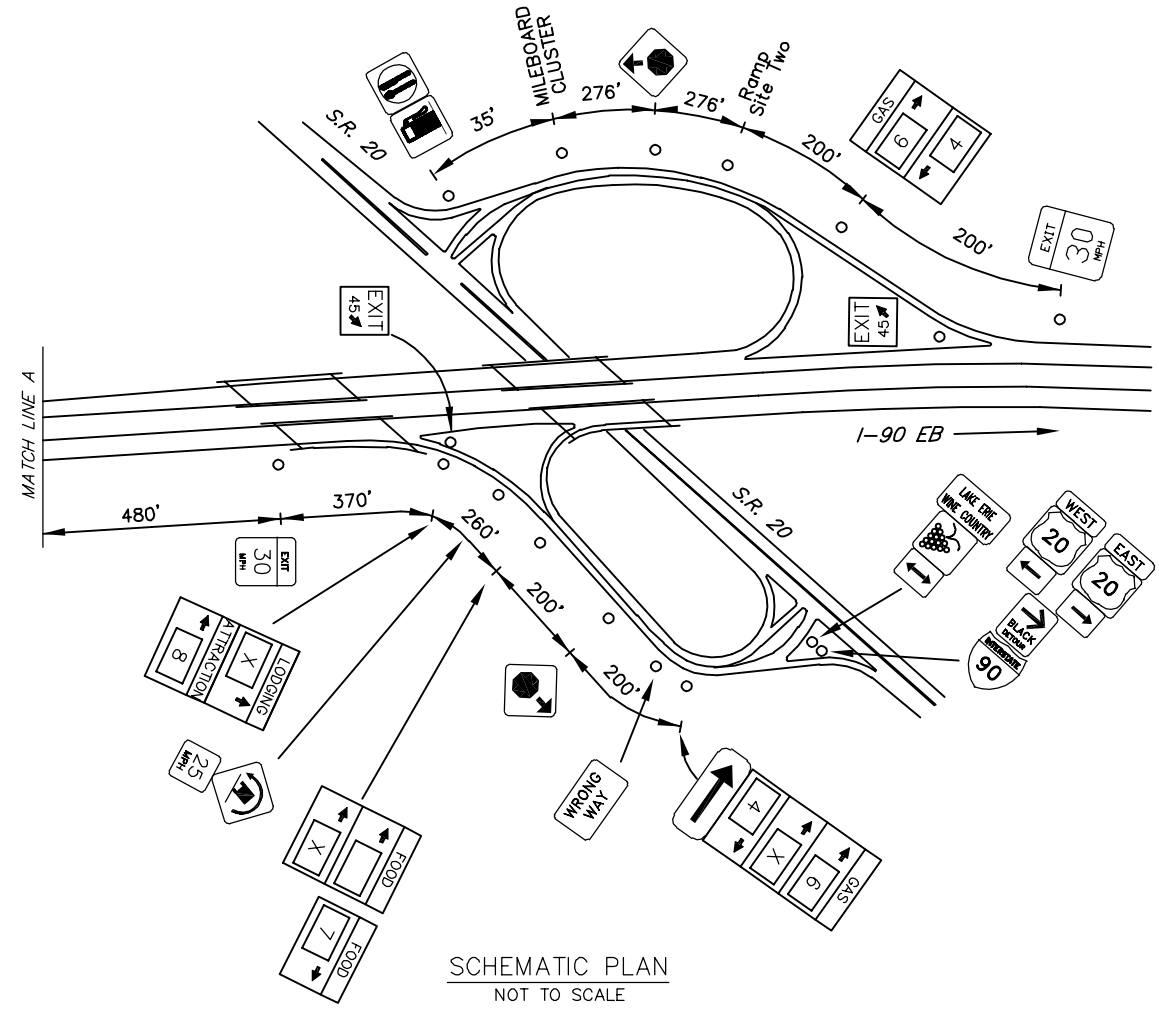
SYMBOLS	
○	Existing Sign to Remain
△	Existing Sign to be Removed
◻	Existing Sign Reset as Shown
●	NEW SIGN
×	FUTURE SIGN
∅	Existing Utility Pole

ALL LOGO RAMP SIGNS:
MOD. TYPE C INSTALLATIONS.
ONE 6"x 6" WOOD POST PER
COLUMN OF LOGOS.



MAINLINE SCHEMATIC
NOT TO SCALE

LEGEND
2W - GUIDE RAIL



SCHEMATIC PLAN
NOT TO SCALE

EXIT 45 SPECIFIC INFORMATION PANEL			
LEGEND	DIRECTION	BUSINESS	LOGO NO.
GAS	EB/WB	SHELL (DIESEL)	4
		KWIK FILL (DIESEL)	6
FOOD	EB	SUBWAY	7
LODGING	EB	RED CARPET INN	5
ATTRACTION	EB	HERITAGE WINE CELLARS	8

<p>10'Hx13'W FUTURE 12'H W10x26 A572 B650 - #1, #1</p>	<p>EB SIGNS</p>	<p>6'Hx13'W FUTURE 12'H W10x26 B650 - #2, #2</p>	<p>WB SIGNS</p>
<p>14'Hx13'W FUTURE 16'H W10x26 A572 3M TYPE III B650 - #1, #1</p>	<p>EB SIGNS</p>	<p>12'Hx13'W FUTURE 16'H W14x30 B650 - #2, #1</p>	<p>WB SIGNS</p>



D:\BIDDING\2025\2511\HW\STATE LINE\BUIL.T DRAWINGS\PERMITS\DISTRICT 01\ERIE - 2511-XX-SHFXA-190-EXIT 45 PLAN
 JAN 20 2025 10:51 AM